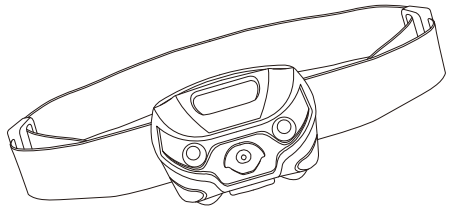


# ccbetter headlamp

<https://www.facebook.com/iccbetter/>



Please carefully read this manual before use.

## User Letter

Dear customer,

Hope you are having a good day!

Many thanks for purchasing our headlamp from our Amazon store.

Our company is always committed to provide the best quality and service to our customers.

Whilst we do our best with product control, an unsatisfactory item may pass through once in a while.

Our commitment to you is paramount.

Please contact us whether you are satisfied with it when you receive it.

Best Regards!

ccbetter Customer Service Team

### How to contact us?

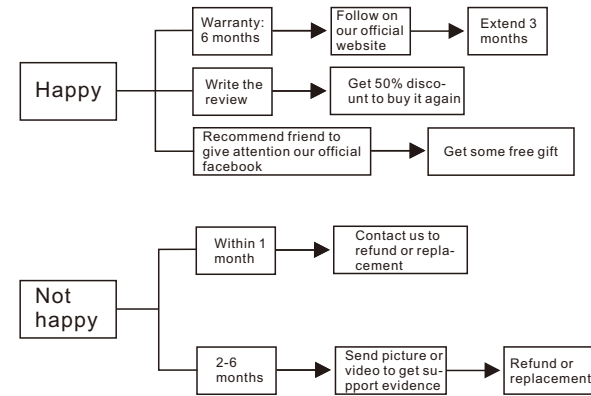
✉ [service@ccbetter.net](mailto:service@ccbetter.net)

✉ Best-service-team@hotmail.com

📞 Whatsapp: +8615875540169

1

## Why you should contact us?



2

## Detailed Description

Brand: ccbetter

Product Dimensions: 5.5 x 3.5 x 5.5 cm

Weight: 127 Grams(headlamp+light box)

Shell Material: ABS/PC

Distance: 150 Lumens

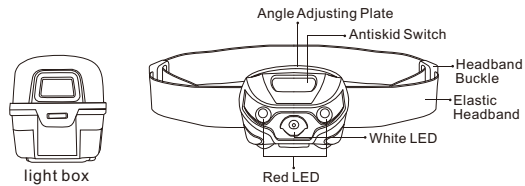
Waterproof Rate: IPX4

Charge Mode: USB(power bank, car charger, computer port and so on)

Application: Sport, Running, Walking, Camping, Reading, Hiking, Fishing and so on

Warranty: 6 months

3



## 5 MODES

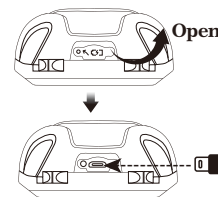
	White LED			Red LED	
ANS/FSC	High	Low	Flashing	Brightness	SOS
Brightness	150LM	40LM	150LM	10LM	10LM
Time of endurance	4H	12H	4H	48H	48H
Irradiation distance	150M	40M	150M	10M	10M

4

► Charging standard: 1 USB Charging cable



► To charge: open the " " seal and insert the USB cable



► The "Red Light" indicates a charging state, the "Green Light" indicates completion.

5

## Use the teaching video



UK



DE